



DesignShop V10

Bring your embroidery to life!



DesignShop V10 is Microsoft® Windows-based, and easy to use. You'll find that you can quickly produce ready-to-embroider designs.

melco



what's new

DesignShop V10 has an all new look and feel, providing a user-friendly experience that's both easy to learn and intuitive for any digitizer. Here are some additional new and enhanced features:

25 New Premium Embroidery Fonts

Purchased individually, these fonts would cost hundreds of dollars each. They are optimized to embroider beautifully on Melco embroidery machines. Each font was carefully selected based on industry demand. These are real embroidery fonts, not individual characters that require sizing, placement, kerning and spacing adjustments. In addition to standard alphabet characters in upper and lower case, these fonts contain numbers, symbols and euro characters.

Outstanding Vector Compatibility

Now, when you load a vector graphic into DSV10, a raster preview is automatically generated. This enables you to recreate the exact look and style of the design, including blends or gradients.

Enhanced EPS File Compatibility

Compatible with current EPS files, backwards compatible with older EPS files.

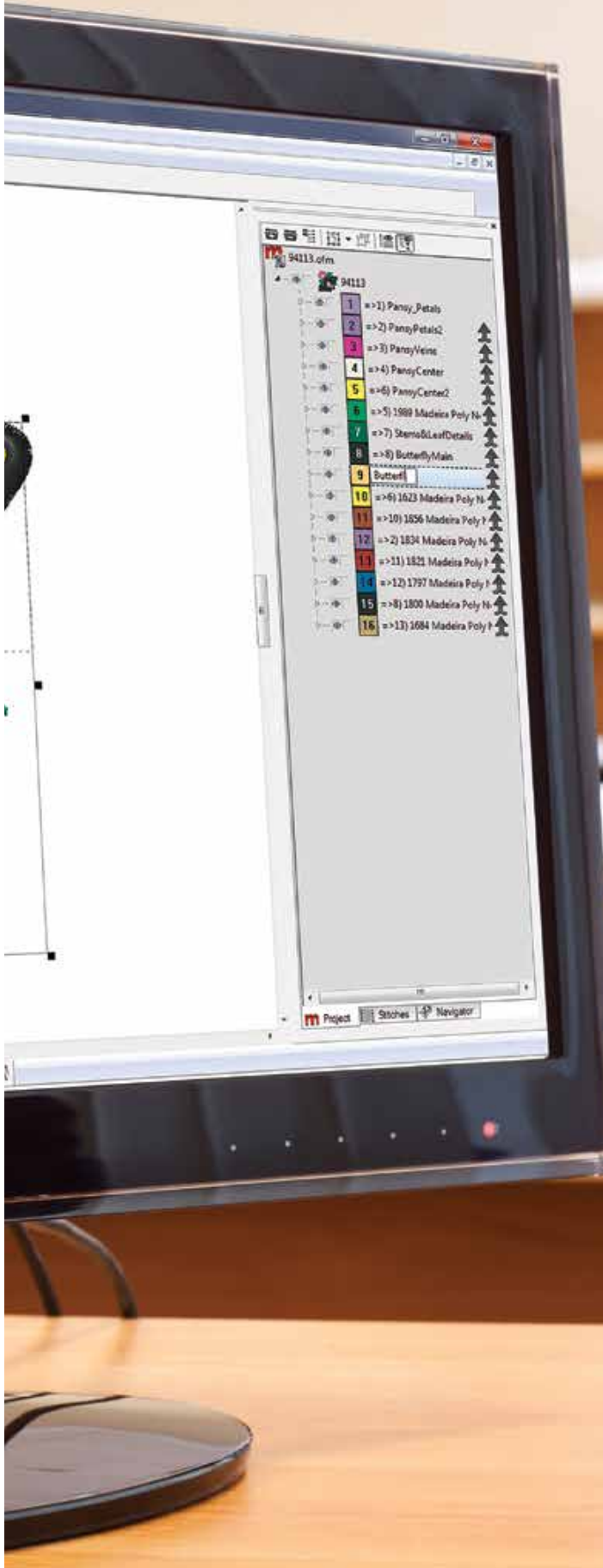
New File Support

Now compatible with ART and EMB files.

Updated Thread Charts

The latest charts from Isacord and Madeira are built right in. New colors, and color names are now included for ease of use and improved searchability.

Fully compatible with Windows 7, Windows 8, Windows 8.1, & Windows 10.



key features

Convert nearly any piece of artwork into digital embroidery files with ease. DesignShop V10 has powerful graphics capabilities that perform quick conversion-to-stitches with the ability to customize. You can also change stitches to vector files on-screen without using another program or switching to another screen.

Take control of embroidery lettering!

DesignShop V10 takes lettering to the next level with features like control point editing, expanded stitch editing and automatic borders. DesignShop V10 features sophisticated lettering capabilities for all embroidery alphabets as well as true type conversions. You can even create your own alphabets.

What you see on screen is what you get with your embroidery.

DesignShop V10 allows you to work in various view modes to see stitches, colors and final output simulations. The screen/project view gives you a pre-embroidery look at the finished product. DesignShop V10 also has an innovative appliqué feature (the first in the industry) that lets you display the appliqué pieces in a fabric on-screen for a realistic view of the complete design.

Scale, rotate, align, group and revise your design with a click of the mouse.

DesignShop V10 features the latest editing tools, plus advanced expanded stitch editing, auto sequence, auto lock stitch editing and many more.

NEW! Font Search

Level: All

Enter the name or partial name of the font you need, and DSV10 will filter search results automatically.

NEW! Font Previews

Level: All

Font previews now appear on-screen with a full preview of the font, a live preview of the selected lettering, and guideline for embroidery fonts.

NEW! Print Embroidery Fonts

Level: All

Selecting the right font is a visual process. Now you can print a sample of any available embroidery font DSV10 has to offer.

NEW! Updated Icons and Toolbars

Level: All

DSV10 has been modernized for more intuitive functionality, making it easier to learn and use than any other embroidery software in the industry.

NEW! Enhanced File Support

Level: All

DSV10 is compatible with ART and EMB files.

NEW! No More Security Dongles!

Level: All

DSV10 is now protected with a virtual security key. Transferring your software from one computer to another is easy.

NEW! Mighty Hoop Support

Level: All

Mighty Hoops have been added to the hoop list.

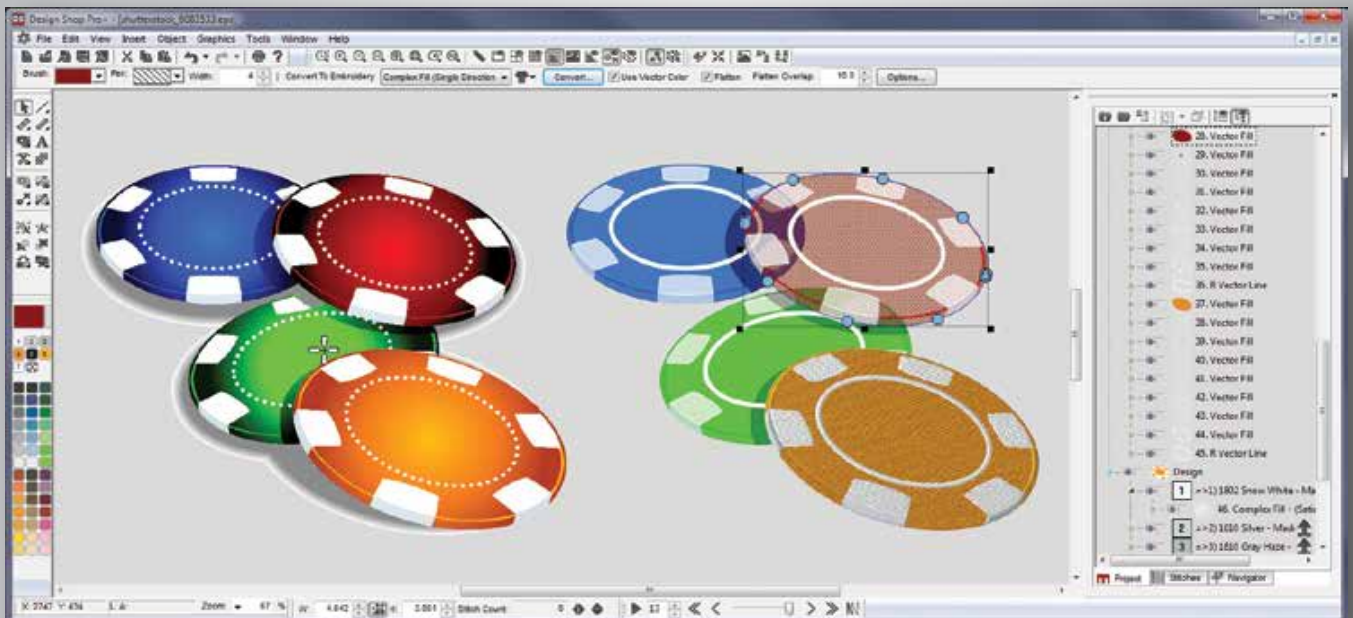
NEW! Enhanced Vector Support

Level: All

Improved vector file rendering. Now, DSV10 generates a raster preview of the vector file you are using. This preview is visible in the background of the view window. This helps ensure that the embroidery art you are creating looks just like the vector file you are working with.



25 New Premium Embroidery Fonts



New Feature: Raster Preview for Vector Files

software levels

Use this guide to select the best DSV10 option for you.

DesignShop V10 Pro+ Everything you need for professional digitizing, lettering, editing and sizing. Full-featured design software including vector graphics.

DesignShop V10 Pro Complete digitizing, lettering, editing and sizing capabilities with auto digitizing.

DesignShop V10 Full scale lettering, editing and sizing with basic digitizing. Ideal for users who want basic-to-advanced capabilities.

DesignShop V10 Lite Affordable lettering capabilities for the beginner and enthusiast.

DIGITIZING

	PRO+	PRO	DS	Lite
Graphics to Embroidery Assistant	•	•		
Complex fills with splice	•	•	•	
Random stitch length for fills	•	•	•	•
Fabric profiles	•	•	•	
Auto underlay	•	•	•	•
Auto select stitch type	•	•	•	•
Hybrid digitizing mode	•	•	•	
Custom digitized tie in & tie offs	•	•		
Enhanced symbols/auto shapes	•	•	•	
Circle input tool	•	•	•	
Step and Repeat	•	•	•	•
Custom fills (limited in Pro)	•	•		
Advanced copy/paste	•	•	•	
Appliqué tool	•	•		
Shadow Effect	•			
Edge fill	•	•	•	
Cross Stitch	•			
Auto Vector Digitizing (.cdr v2-9, .ai v2-8, .dxf, .eps, .wmf, .emf, .pcx, .bmp, .tif, .jpg)	•			
Auto digitizing (.pcx, .bmp, .tif and .jpg)	•	•		
Stitch graphic region	•			
On-screen digitizing	•	•	•	
Wave and double wave	•	•		
Trapunto effects	•	•		
Stock pattern fills	•	•	•	
User defined pattern fills	•	•	•	
Decorative stitch	•	•		
Blending (custom densities)	•	•	•	
Random edge	•	•	•	

LETTERING

	PRO+	PRO	DS	Lite
Envelope for lettering	•	•	•	•
Customize both envelope and perspective baselines by adding points along the line	•	•	•	•
NEW! 160 Alphabets	•	•	•	
Group names/step and repeat	•	•	•	•
User Defined Alphabets	•			
Enhanced true type font converter	•	•	•	
Control point editing	•	•	•	•
Expanded stitch editing	•	•	•	
Display alphabet info	•	•	•	•
Automatic borders: • Satin or walk/bean stitch • Density/column width adjust • Automatic underlays • Color changes/border sequence	•	•	•	•
Scale, rotate and slant individual letters	•	•	•	•
On-screen lettering	•	•	•	•
Lettering properties simplified	•	•	•	•
Multi-color, symbol, monogramming	•	•	•	•
Change height, width and slant	•	•	•	•
Change color of individual letters	•	•	•	•
Closest, bottom or as digitized connections	•	•	•	•
Scale, rotate and slant lettering elements	•	•	•	•
Group names	•	•	•	
Font (alphabet) preview	•	•	•	•
Auto fabric adjustment	•	•	•	•
Auto underlays	•	•	•	•
Change letter stitch order (center out, right to left—left to right)	•	•	•	•
Change line stitch order (top to bottom, line wrapping, bottom up)	•	•	•	•

GRAPHICS

	PRO+	PRO	DS	Lite
Graphics to Embroidery Assistant	•	•		
NEW! Embedded graphics	•	•	•	
Measurement capabilities	•	•	•	
Photo Fill	•			
Read vector file types (.cdr v2-9, .ai v2-9, .dxf, .eps, .wmf, .emf)	•			
Save embroidery files to vector .emf	•			
Copy .ofm files to a graphics program	•			
Vector line and fill shapes	•			
Convert graphic to vector objects	•			
Scale/Rotate graphics by 1 degree increments	•	•		
Auto sequencing	•			
Read .bmp files	•	•	•	
Read/Write: .pcx, .tif, .png, .jpg files	•	•	•	
Scan images	•	•	•	

EDITING

	PRO+	PRO	DS	Lite
Color handling system	•	•	•	•
True element bounding boxes	•	•	•	•
Scale tool bar	•	•	•	•
Stitch direction lines	•	•	•	
Curved stitch direction	•	•		
Advanced expanded stitch editing	•	•	•	
Splice line editing	•	•		
X,Y pull compensation	•	•	•	•
Auto sequence	•			
Capped and mitered corners	•	•		
Insert, delete move and change input points	•	•	•	•
Change element type and parameters	•	•	•	
Group/ungroup and search	•	•	•	•
Scale and rotate	•	•	•	•
Cut, copy, paste and duplicate	•	•	•	•
Auto underlay and density controls	•	•	•	•
Alignment tools	•	•	•	

DISPLAY

	PRO+	PRO	DS	Lite
NEW! Enhanced screen layout	•	•	•	•
Object properties window	•	•	•	•
File info. in open dialog box	•	•	•	•
Realistic display of trimmed/non trimmed thread	•	•	•	•
Auto stitch type	•	•	•	•
Property tool bar	•	•	•	•
User adjustable wire frame point size	•	•	•	
Tilt wheel scrolling	•	•	•	•
Element numbering	•	•	•	•
Enhanced entry & exit point symbols	•	•	•	•
Color mapping	•	•	•	•
Custom hoop selections	•	•	•	•
Show stitches in 3D	•	•	•	•
User defined hot keys	•	•	•	
Unlimited undo/redo	•	•	•	•
Graphical zoom in and out	•	•	•	•
Automatic pan and scroll bars	•	•	•	
Show/hide stitches, wire frame points lines, connectors, entry/exit points and elements	•	•	•	•
Print: Design, status, note, company logo	•	•	•	•
Drawing speeds (slow to fast redraw)	•	•	•	•
Project tree	•	•	•	•
Layer by color	•	•	•	•
Color palette and navigator	•	•	•	•
Units of measure (English, metric, points)	•	•	•	•
Display embroidery hoops for commercial machines	•	•	•	•
Design status: width, height, stitch counts, color changes, stitches by color	•	•	•	•

...AND MUCH MORE

	PRO+	PRO	DS	Lite
Melco Logo Express	•	•		
Backup system	•	•	•	•
NEW! Improved help system	•	•	•	•
Internet update	•	•	•	•
Melco OS color sequence ability	•	•	•	•
Design Processor	•	•	•	•
Direct link from DesignShop V10 to Melco OS	•	•	•	•
Classroom training	•	•	•	•
500+ stock designs	•	•	•	•

Visit

melco.com

to contact a Melco representative that can help you choose the best DSV10 software level for your business.

System Requirements

CPU/RAM	2 GHz + Latest Intel or AMD 32-bit (x86) or 64-bit (x64) multi core processor
Operating System	Microsoft® Windows® 8 or Microsoft® Windows® 7 Windows® 10 all with latest service packs installed. (32-bit or 64-bit Editions)
Memory	4GB RAM, 512MB or higher of graphics memory (non-integrated)
Hard Drive	80 GB hard disk space or more (at least 40 GB free disk space after installation)
Graphics Card	Compatible with DirectX 10 or higher, dual monitors recommended
Input Devices	Mouse or Tablet
Optical Drive	DVD-ROM Drive for software installation (Dual Layer DVD-ROM for Extras DVD)
Ports	Dedicated USB port for each Melco USB Security Dongle
Sound Card	Required for training videos
Internet Browser	Microsoft® Internet Explorer® 10.0 or later (to access online content)
Ethernet Card	Separate/dedicated Ethernet card (DO NOT use one single Ethernet card for both the EMT16 communication and internet)

About Melco

Melco is the only company that engineers and manufactures embroidery machines and software in the United States. Headquartered near Denver, Colorado, we are centrally located for distribution and service of our equipment. Our customers also enjoy a growing network of certified machine technicians throughout the nation.

Your equipment purchase is an important part of the investment you will make as a business owner. Running a successful business means you will need training and support. In many cases, a Melco equipment purchase includes on-site training to get you up and running. Once you've been trained and start taking orders from your customers, questions are bound to come up. We have a technical support team ready to help when you need it via phone, email and our growing social network, MelcoWorld.

Every business owner has a unique financial situation. If leasing or financing equipment is part of your business plan, we are ready to help.

When you choose Melco as your partner for equipment and software, you are getting a partner with well over 40 years of experience developing, engineering and manufacturing equipment for the apparel industry. Since 1972 Melco has been the choice for entrepreneurs in need of embroidery machines.

As you're reading this brochure, please note any questions you may have, and don't hesitate to contact us. Our team is available to help you Monday through Friday, via telephone or email.



Toll Free	800.799.8313 (USA only)
International	+1 303.457.1234
Email	sales@melco.com
Online	www.melco.com

1575 West 124th Avenue | Westminster, Colorado 80234